

# Diocese of Allentown Financial Report to the Faithful



## OFFICE OF THE BISHOP

Mailing Address  
POST OFFICE BOX F  
ALLENTOWN, PENNSYLVANIA  
18105-1538

4029 WEST TILGHMAN STREET  
ALLENTOWN, PENNSYLVANIA 18104  
(610) 437-0755  
Fax (610) 433-7822

**Dear Brothers and Sisters in Christ,**

In the pages of this issue of The A.D. Times you will find summary reports on the financial condition of the Diocese of Allentown. These reports will provide you with a financial overview of our central Diocesan operations, certain independent organizations, as well as the operations of our parishes and schools, which are separate entities under both canon (Church) law and civil law. You will be able to get a general sense of the Diocese's financial condition from these summary reports.

The Diocese always works to be good stewards of the money that you, the faithful, donate to your parishes and, through the Bishop's Annual Appeal, to the Diocese. The Diocese pledges to continue to administer our resources prudently and to work to keep operating costs low.

Thank you for your strong Catholic faith, for your attendance at Mass and for your participation in the sacramental life of the Church. Additionally, your continued generous support of your parishes and Diocesan ministries is greatly appreciated. This support enables the Diocese to assist in the education of our young people, in the formation of the seminarians who will be the priests of tomorrow, and in the care for the retired priests who faithfully served you in the past.

May God continue to bless you and all the work of the Church in the Diocese of Allentown.

Gratefully in Christ,

Most Reverend Alfred A. Schlert  
Bishop of Allentown

### Central Diocesan Operating Revenues



### Central Diocesan Operations

Fiscal Year Ended  
6/30/2017

Central Diocesan Operating Revenue	\$ 21,511,261
Central Diocesan Operating Expenses	\$ (19,543,785)
Diocese Subsidies To Education	\$ (1,650,500)
Net Diocese Expense - Retired Clergy	\$ (798,584)
Net Result - Diocese Cemeteries	\$ 749,949
<b>Net Diocese Operating Revenues Over Expenses</b>	<b>\$ 268,341</b>
Restricted & Designated Investment Gains	\$ 866,203
Increase in Net Assets	\$ (1,134,544)
<b>Net Result</b>	<b>\$ 0</b>

### Central Diocesan Operating Expenses



# Diocese of Allentown Financial Report to the Faithful

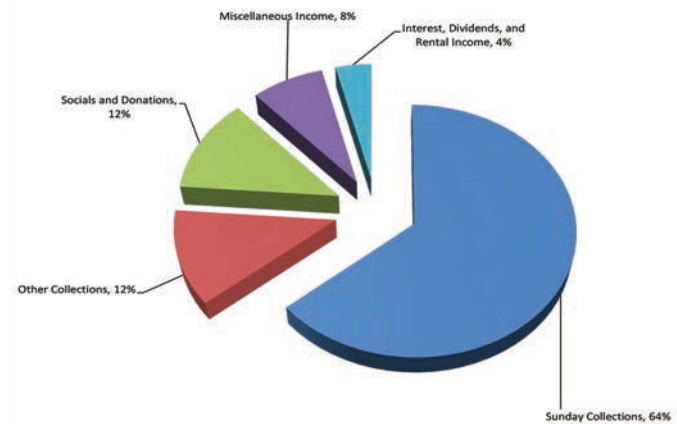
## THE DIOCESE OF ALLENTOWN COMBINED STATEMENT OF FINANCIAL POSITION JUNE 30, 2017

	2017	2016	2015
<b>ASSETS</b>			
CASH AND CASH EQUIVALENTS	\$16,555,512	\$17,514,973	\$21,331,606
ASSESSMENTS AND PREMIUMS RECEIVABLE, Net	\$2,441,569	\$1,769,817	\$1,686,106
PLEDGES RECEIVABLE, Net:	\$3,046,094	\$3,060,956	\$3,321,294
OTHER ASSETS	\$821,369	\$883,963	\$1,690,279
RESTRICTED AND DESIGNATED INVESTMENTS	\$18,301,083	\$19,930,087	\$15,905,626
PLEGDED SECURITIES - SELF INSURANCE, STATE OF PA.	\$2,700,000	\$2,700,000	\$2,700,000
NOTES RECEIVABLE, Net	\$3,672,432	\$4,312,980	\$6,362,747
PROPERTY AND EQUIPMENT, Net	\$11,404,983	\$11,382,093	\$11,514,986
CEMETERY LOTS, MAUSOLEUMS AND BURIAL RIGHTS, Net	\$1,775,153	\$1,831,722	\$1,842,370
ASSETS WHOSE USE IS CONTRACTUALLY COMMITTED	\$3,131,425	\$2,706,070	\$2,669,005
<b>TOTAL ASSETS</b>	<b>\$63,849,620</b>	<b>\$66,092,661</b>	<b>\$69,024,019</b>
<b>LIABILITIES AND NET ASSETS</b>			
ACCOUNTS PAYABLE	\$895,175	\$809,379	\$852,332
CONTRIBUTIONS AND PARISH REBATES PAYABLE - SOFF, BISHOP'S ANNUAL APPEAL, AND FORWARD WITH CHRIST	\$2,132,304	\$2,140,254	\$2,313,394
SCHOLARSHIPS PAYABLE	\$2,288,764	\$2,705,650	\$4,271,673
OTHER LIABILITIES	\$1,100,493	\$807,651	\$797,258
DEFERRED REVENUE	\$375,384	\$628,035	\$649,225
ANNUITIES PAYABLE	\$420,417	\$463,707	\$418,117
ACCRUAL FOR SELF-INSURANCE	\$3,050,000	\$2,950,000	\$3,056,120
NOTES PAYABLE	\$10,010,000	\$13,082,777	\$13,909,390
POST-RETIREMENT BENEFIT OBLIGATION, NET (net of Chosen Blessed Shared trust assets)	\$37,658,135	\$42,160,245	\$40,431,097
<b>TOTAL LIABILITIES</b>	<b>\$57,930,672</b>	<b>\$65,747,698</b>	<b>\$66,698,606</b>
<b>NET ASSETS:</b>	<b>\$5,918,948</b>	<b>\$344,963</b>	<b>\$2,325,413</b>
<b>TOTAL LIABILITIES AND NET ASSETS</b>	<b>\$63,849,620</b>	<b>\$66,092,661</b>	<b>\$69,024,019</b>

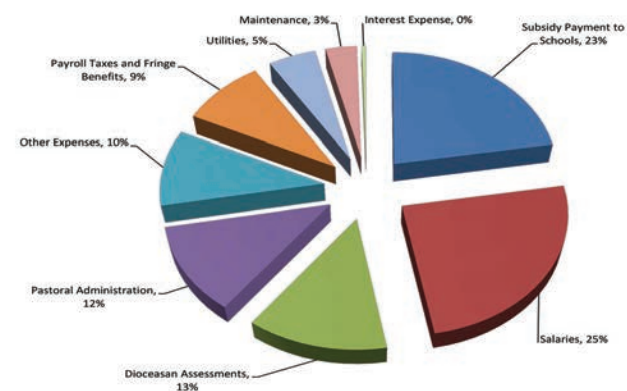
In addition to the liabilities reflected in the Statement of Financial Position, there are other liabilities that do not appear on our balance sheet. Specifically the Central Diocesan Offices participate, along with parishes and schools, in the Priests' Pension Plan and the Lay Employees' Pension Plan. Like many municipalities and school districts as well as other dioceses throughout the country, the Diocese of Allentown's pension liabilities are not fully funded. The Diocese has made progress in funding these benefits and will continue to make progress in the future.

The Diocese of Allentown is comprised of the Catholics in Berks, Carbon, Lehigh, Northampton and Schuylkill counties. There are 252,000 registered Catholics, 84 parishes, 33 elementary schools, 3 special learning centers and 6 high schools.

### Itemization of Total Parish Operating Income 2016-2017 Fiscal Year



### Itemization of Total Parish Operating Expenses 2016-2017 Fiscal Year



### 5 YEAR PARISH STATISTICS FOR THE FISCAL YEARS ENDED 2013 - 2017

TOTAL PARISH OPERATING INCOME					
DEANERY	2013	2014	2015	2016	2017
Berks	\$ 16,509,747	\$ 14,783,610	\$ 15,697,398	\$ 15,585,846	\$ 13,828,945
Carbon	\$ 3,085,096	\$ 2,975,387	\$ 3,182,082	\$ 3,099,048	\$ 2,565,607
Lehigh	\$ 17,899,321	\$ 18,379,267	\$ 18,046,954	\$ 17,338,491	\$ 17,563,899
Northampton	\$ 17,358,260	\$ 18,034,685	\$ 17,046,948	\$ 16,407,400	\$ 16,319,937
Schuylkill	\$ 8,012,807	\$ 7,921,314	\$ 7,643,424	\$ 7,456,715	\$ 7,522,255
<b>TOTAL - ALL PARISHES</b>	<b>\$ 62,865,231</b>	<b>\$ 62,094,263</b>	<b>\$ 61,616,807</b>	<b>\$ 59,887,500</b>	<b>\$ 57,800,643</b>

TOTAL PARISH OPERATING EXPENSES					
DEANERY	2013	2014	2015	2016	2017
Berks	\$ 14,112,218	\$ 14,033,836	\$ 14,016,174	\$ 13,263,986	\$ 13,321,688
Carbon	\$ 3,170,786	\$ 3,166,259	\$ 3,139,569	\$ 2,908,656	\$ 2,419,351
Lehigh	\$ 14,813,780	\$ 15,136,407	\$ 15,666,401	\$ 15,867,086	\$ 15,967,574
Northampton	\$ 15,401,580	\$ 15,472,055	\$ 15,713,470	\$ 14,996,191	\$ 14,689,707
Schuylkill	\$ 8,008,278	\$ 8,024,532	\$ 7,598,854	\$ 7,264,460	\$ 7,350,992
<b>TOTAL - ALL PARISHES</b>	<b>\$ 55,506,642</b>	<b>\$ 55,833,089</b>	<b>\$ 56,134,468</b>	<b>\$ 54,300,378</b>	<b>\$ 53,749,312</b>

CHURCH SUNDAY COLLECTIONS					
DEANERY	2013	2014	2015	2016	2017
Berks	\$ 9,767,991	\$ 9,772,302	\$ 9,645,720	\$ 9,590,967	\$ 9,521,369
Carbon	\$ 1,601,709	\$ 1,583,402	\$ 1,559,332	\$ 1,552,269	\$ 1,290,604
Lehigh	\$ 10,942,892	\$ 10,946,019	\$ 10,935,073	\$ 11,156,689	\$ 11,350,726
Northampton	\$ 10,402,314	\$ 10,643,633	\$ 10,594,599	\$ 10,516,254	\$ 10,476,578
Schuylkill	\$ 4,522,118	\$ 4,443,024	\$ 4,382,452	\$ 4,295,993	\$ 4,335,898
<b>TOTAL - ALL PARISHES</b>	<b>\$ 37,237,024</b>	<b>\$ 37,388,380</b>	<b>\$ 37,117,176</b>	<b>\$ 37,112,172</b>	<b>\$ 36,975,175</b>

ANNUAL CHANGE IN SUNDAY COLLECTIONS					
DEANERY	2013	2014	2015	2016	2017
Berks	1.90%	0.04%	-1.30%	-0.57%	-0.73%
Carbon	1.02%	-1.14%	-1.52%	-0.45%	-16.86%
Lehigh	5.41%	0.03%	-0.10%	2.03%	1.74%
Northampton	0.27%	2.32%	-0.46%	-0.74%	-0.38%
Schuylkill	0.18%	-1.75%	-1.36%	-1.97%	0.93%
<b>TOTAL - ALL PARISHES</b>	<b>2.18%</b>	<b>0.41%</b>	<b>-0.73%</b>	<b>-0.01%</b>	<b>-0.37%</b>

The Combined Statement of Financial Position includes the Chancery office, the Secretariat for Temporal Services, the Secretariat for Stewardship and Development, the Secretariat for Education, the Secretariat for Catholic Life and Evangelization, the Secretariat for the Clergy, and the Secretariat for External Affairs. These offices direct the central administration of the Diocese. The enclosed statements also include the Bishop's Annual Appeal Charitable Trust, Supplemental Health Care Benefits Trust, Diocesan Cemetery Perpetual Care Trust, Clergy Third Age Charitable Trust, Eastern Pennsylvania Scholarship Foundation Charitable Trust, and the non-profit corporation Allentown Catholic Communications Inc.

The consolidated financial information contained in this report is provided to assist our faithful in understanding the financial picture of several important ministries within our Diocese. In reviewing this information it is important to recognize, however, that each parish, regional school, special learning center, etc. is a separate legal entity under applicable civil law, and has its own assets and debts. These consolidated statements are not intended to change that fact or to imply otherwise.



# Diocese of Allentown Financial Report to the Faithful

## 5 YEAR ELEMENTARY SCHOOL STATISTICS (GRADES K - 8) FOR THE FISCAL YEARS ENDED 2013 - 2017

ENROLLMENT					
DEANERY	2013	2014	2015	2016	2017
Berks	2,309	2,395	2,351	2,401	2,361
Carbon	378	373	325	301	175
Lehigh	2,910	2,890	2,829	2,881	2,939
Northampton	2,520	2,407	2,379	2,242	2,040
Schuylkill	654	587	583	621	635
<b>TOTAL - ALL PARISHES</b>	<b>8,771</b>	<b>8,652</b>	<b>8,467</b>	<b>8,446</b>	<b>8,150</b>

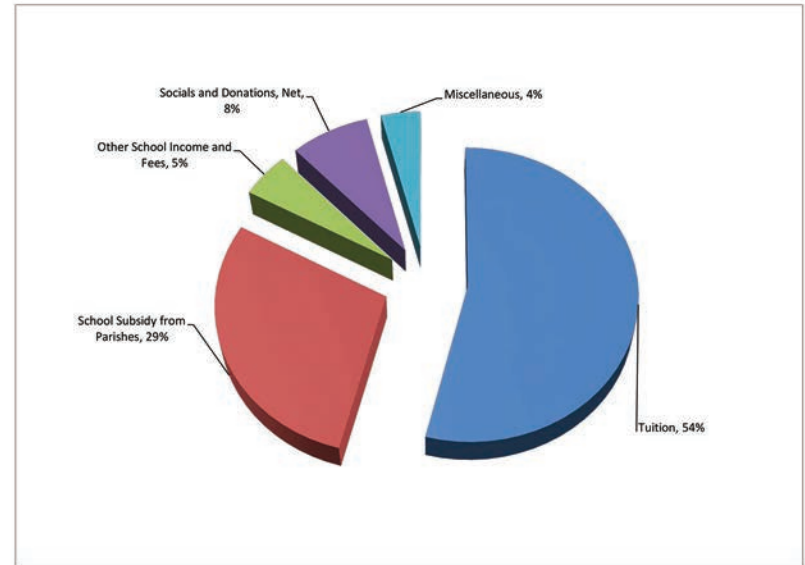
PERCENTAGE OF PARISH SUBSIDY TO TOTAL SCHOOL EXPENSES					
DEANERY	2013	2014	2015	2016	2017
Berks	35.32%	33.71%	32.48%	30.39%	28.86%
Carbon	27.10%	25.96%	26.04%	21.42%	28.66%
Lehigh	27.91%	28.26%	26.79%	27.65%	27.31%
Northampton	37.99%	36.25%	37.99%	33.51%	34.20%
Schuylkill	33.21%	37.68%	36.32%	36.55%	34.49%
<b>ALL PARISHES</b>	<b>32.97%</b>	<b>32.57%</b>	<b>32.00%</b>	<b>30.37%</b>	<b>30.05%</b>

AVERAGE TUITION RECEIVED PER PUPIL					
DEANERY	2013	2014	2015	2016	2017
Berks	\$ 2,292	\$ 2,403	\$ 2,465	\$ 2,510	\$ 2,575
Carbon	\$ 2,476	\$ 2,499	\$ 2,594	\$ 2,766	\$ 3,472
Lehigh	\$ 2,541	\$ 2,472	\$ 2,751	\$ 2,925	\$ 2,966
Northampton	\$ 2,218	\$ 2,343	\$ 2,446	\$ 2,654	\$ 2,664
Schuylkill	\$ 2,054	\$ 2,061	\$ 2,080	\$ 2,159	\$ 2,165
<b>AVERAGE - ALL PARISHES</b>	<b>\$ 2,343</b>	<b>\$ 2,390</b>	<b>\$ 2,534</b>	<b>\$ 2,673</b>	<b>\$ 2,725</b>

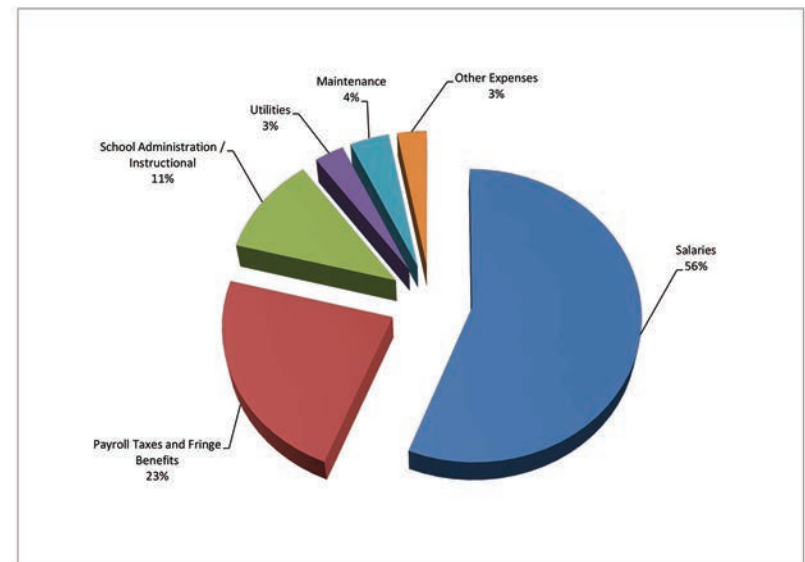
AVERAGE COST PER PUPIL					
DEANERY	2013	2014	2015	2016	2017
Berks	\$ 4,402	\$ 4,390	\$ 4,687	\$ 4,525	\$ 4,615
Carbon	\$ 5,793	\$ 5,700	\$ 5,323	\$ 5,541	\$ 6,909
Lehigh	\$ 4,565	\$ 4,539	\$ 4,980	\$ 5,054	\$ 5,117
Northampton	\$ 4,380	\$ 4,407	\$ 4,460	\$ 4,690	\$ 4,848
Schuylkill	\$ 6,227	\$ 6,492	\$ 5,995	\$ 5,531	\$ 5,225
<b>AVERAGE - ALL PARISHES</b>	<b>\$ 4,646</b>	<b>\$ 4,644</b>	<b>\$ 4,836</b>	<b>\$ 4,860</b>	<b>\$ 4,951</b>

PERCENTAGE OF COST PER PUPIL PAID BY PUPIL FAMILIES					
DEANERY	2013	2014	2015	2016	2017
Berks	60.00%	62.00%	59.22%	62.73%	63.40%
Carbon	55.74%	57.55%	61.84%	60.96%	52.21%
Lehigh	64.71%	65.13%	65.72%	66.53%	67.27%
Northampton	59.81%	63.11%	64.35%	65.89%	64.43%
Schuylkill	39.41%	38.18%	41.43%	45.87%	49.27%
<b>AVERAGE - ALL PARISHES</b>	<b>59.20%</b>	<b>60.82%</b>	<b>61.38%</b>	<b>63.40%</b>	<b>63.60%</b>

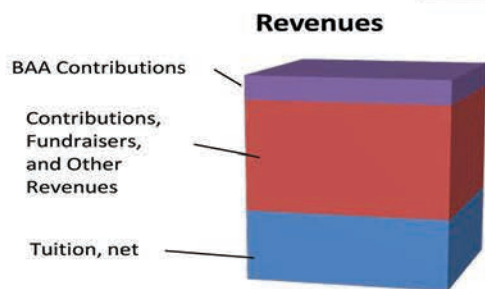
## Itemization of Total Elementary School Operating Income 2016-2017 Fiscal Year



## Itemization of Total Elementary School Operating Expenses 2016-2017 Fiscal Year

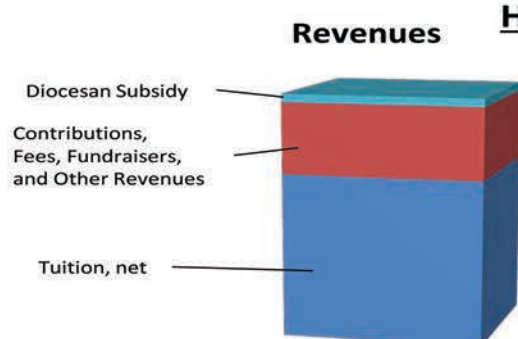
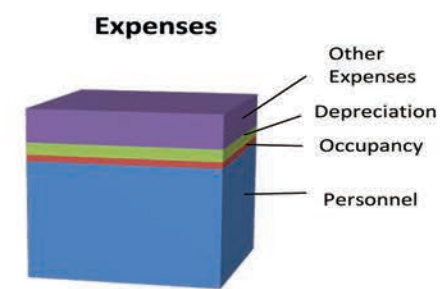


## Special Education Non-Profit Corporations



Fiscal Year Ended June 30, 2017

<b>Total Revenues</b>	<b>\$4,773,843</b>
<b>Total Expenses</b>	<b>(\$4,786,313)</b>
<b>Net Revenues Under Expenses</b>	<b>(\$ 12,470)</b>



## High School Non-Profit Corporations

Fiscal Year Ended June 30, 2017

<b>Total Revenues</b>	<b>\$29,033,973</b>
<b>Total Expenses</b>	<b>(\$28,975,405)</b>
<b>Net Revenues Over Expenses</b>	<b>\$ 58,569</b>

